

### ⚡ Specifications

#### Nominal Voltage(V)

12V

#### Nominal Power

15 mins rate: 36W/cell to 1.60V/cell

#### Nominal Capacity

5 hour rate	(1.53A to 10.20V)	7.65Ah
1C	(9A to 9.60V)	5.7Ah
3C	(27A to 9.60V)	3.6Ah

#### Weight

Approx. 2.7kg(4.4Lbs.)

#### Internal Resistance (at 1KHz)

Approx. 14 mΩ

#### Maximum Discharge Current for

5 seconds: 135A

#### Charging Methods at 25°C(77°F)

Cycle use:	
Charging Voltage	14.4 to 15.0V
Coefficient	-5.0mV/°C/cell
Maximum Charging Current :	2.7A
Standby use:	
Float Charging Voltage	13.5 to 13.8V
Coefficient	-3.0mV/°C/cell

#### Operating Temperature Range

Charge	-15°C(5°F)	to	40°C(104°F)
Discharge	-15°C(5°F)	to	50°C(122°F)
Storage	-15°C(5°F)	to	40°C(104°F)

#### Charge Retention (shelf life) at 20°C(68°F)

1 month	92%
3 month	90%
6 month	80%

#### Case Material

ABS UL94 HB  
Option: Flammability resistance of (UL94 V-0)

#### Design Life

3-5 Years.

#### Terminal

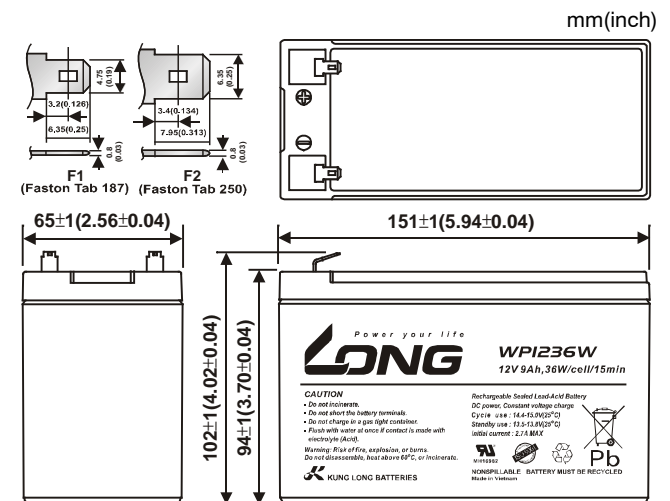
F1 or F2 (Faston Tab 187 or 250)



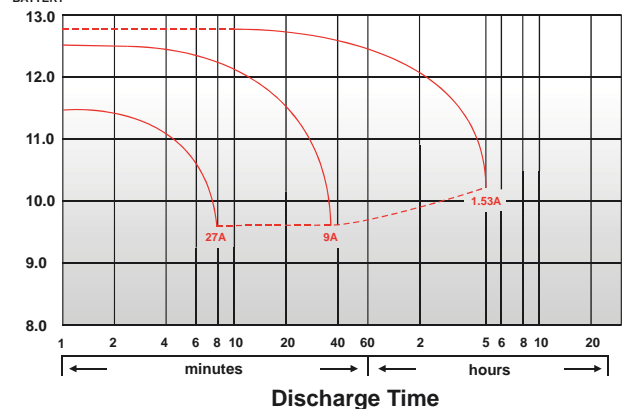
### ⚡ Dimensions

Length (L)	151±1 (5.94±0.04)
Width (W)	65±1 (2.56±0.04)
Height (H)	94±1 (3.70±0.04)
Overall Height (HT)	102±1 (4.02±0.04)

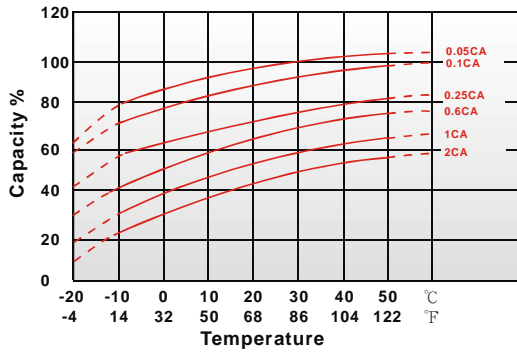
#### Description of torque value of hard ware for the terminals:



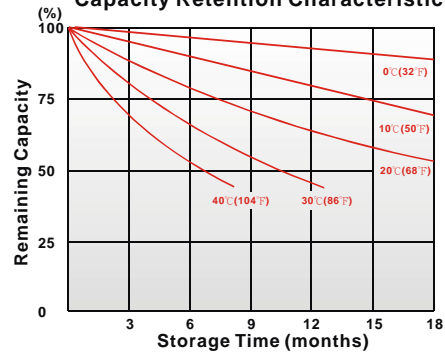
#### (V) FOR 12V BATTERY Discharge Time VS. Discharge Current (25°C)



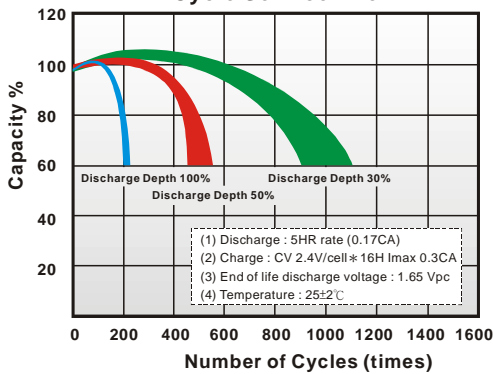
Effect of Temperature on Capacity 25°C(77°F)



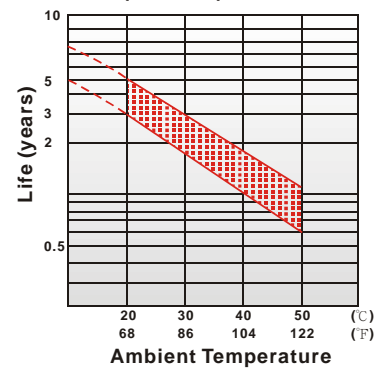
Capacity Retention Characteristic



Cycle Service Life



Trickle (or float) Service Life



**- PERFORMANCE DATA**

Discharge Rates in Watts to Various End Voltages at 25°C(77°F)

End Voltage		1.85V	1.80V	1.75V	1.70V	1.67V	1.65V	1.60V
Time								
5	min	57.1	60.2	64.7	67.8	69.8	71.2	74.7
10	min	36.5	39.1	42.0	44.0	45.2	46.1	48.3
15	min	30.1	31.2	32.3	33.4	34.0	34.7	35.9
30	min	15.8	16.2	17.0	17.7	17.8	18.0	19.1
60	min	9.97	10.4	10.7	11.0	11.1	11.3	11.5
120	min	5.40	5.56	5.69	5.82	5.87	5.90	5.95
180	min	4.20	4.35	4.49	4.62	4.67	4.75	4.85
240	min	3.40	3.53	3.63	3.73	3.78	3.85	3.92
300	min	2.89	2.99	3.05	3.10	3.12	3.15	3.18
600	min	1.62	1.68	1.71	1.75	1.77	1.78	1.80
1200	min	0.853	0.882	0.902	0.907	0.910	0.913	0.918

**- Discharge Rates in Amperes to Various End Voltages at 25°C(77°F)**

End Voltage		1.85V	1.80V	1.75V	1.70V	1.67V	1.65V	1.60V
Time								
5	min	30.4	32.6	35.0	36.7	37.4	38.5	40.3
10	min	19.1	20.4	21.9	22.9	23.4	24.1	25.2
15	min	14.3	14.9	15.8	16.5	16.8	17.3	18.0
30	min	8.09	8.45	8.93	9.35	9.54	9.77	10.2
60	min	5.17	5.29	5.37	5.45	5.48	5.52	5.57
120	min	2.63	2.72	2.78	2.84	2.86	2.89	2.93
180	min	2.12	2.18	2.23	2.27	2.29	2.31	2.34
240	min	1.69	1.74	1.77	1.80	1.81	1.82	1.83
300	min	1.46	1.51	1.53	1.55	1.56	1.57	1.58
600	min	0.827	0.841	0.855	0.866	0.871	0.877	0.884
1200	min	0.427	0.442	0.451	0.456	0.459	0.462	0.466

All data on the spec. sheet is an average value:

The tolerance range :  $X < 6\text{min}$ (+15%~-15%),  $6\text{min} \leq X < 10\text{min}$ (+12%~-12%),  $10\text{min} \leq X < 60\text{min}$ (+8%~-8%),  $X \geq 60\text{min}$ (+5%~-5%)

130218-1J