

### ⚡ Specifications

Trickle use

#### Nominal Voltage(V)

12V

#### Nominal Capacity

10 hour rate	(12.5A to 10.80V)	125Ah
5 hour rate	(21.25A to 10.20V)	106.25Ah
1 hour rate	(75A to 9.60V)	75Ah

#### Weight

Approx. 39.6kg(87.12Lbs.)

#### Internal Resistance (at 1KHz)

Approx. 3.2 mΩ

#### Maximum Discharge Current for

5 seconds: 1250A

#### Charging Methods at 25°C(77°F)

Maximum Charging Current :	37.5A
Standby use:	
Float Charging Voltage	13.5 to 13.8V
Coefficient -3.0mV/°C/cell	

#### Operating Temperature Range

Charge	-15°C(5°F) to 40°C(104°F)
Discharge	-15°C(5°F) to 50°C(122°F)
Storage	-15°C(5°F) to 40°C(104°F)

#### Charge Retention (shelf life) at 20°C(68°F)

1 month	98%
3 month	94%
6 month	85%

#### Case Material

ABS UL94 HB  
Option: Flammability resistance of (UL94 V-0)

#### Design Life & Standard

Expected Trickle Design Life: 10-12 years at 20°C according to Eurobat.

#### Terminal

F18



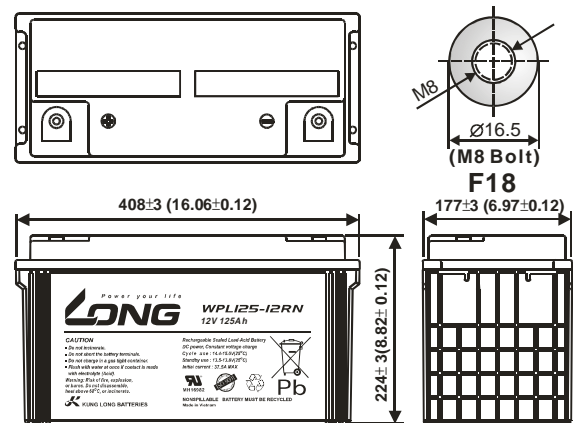
### ⚡ Dimensions

Length (L)	408±3 (16.06±0.12)
Width (W)	177±3 (6.97±0.12)
Height (H)	224±3 (8.82±0.12)
Overall Height (HT)	224±3 (8.82±0.12)

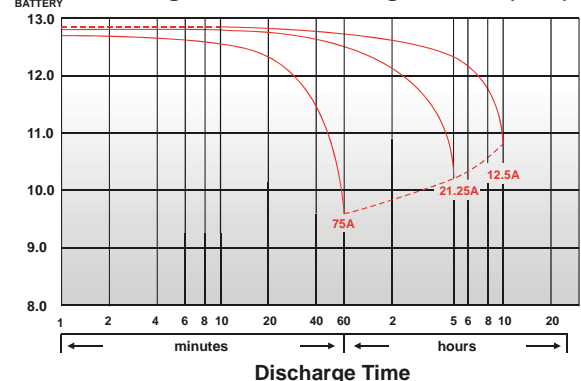
#### Description of torque value of hard ware for the terminals:

Recommended torque value	M8:12 N-m (122kgf-cm)
Maximum allowable torque value	M8:15 N-m (153kgf-cm)

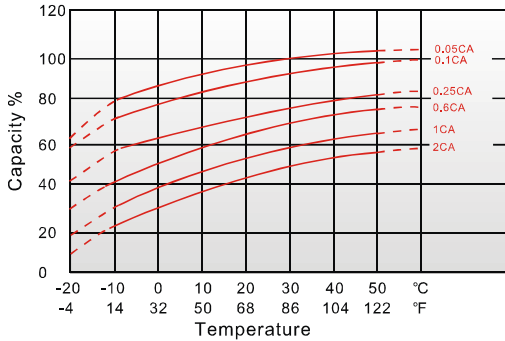
mm(inch)



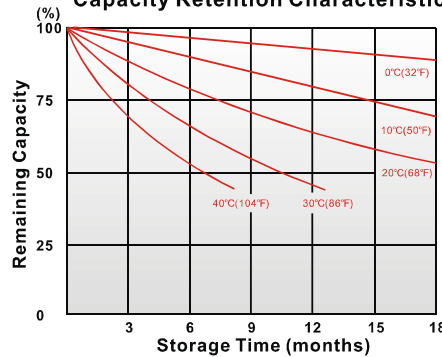
(V) FOR 12V BATTERY Discharge Time VS. Discharge Current (25°C)



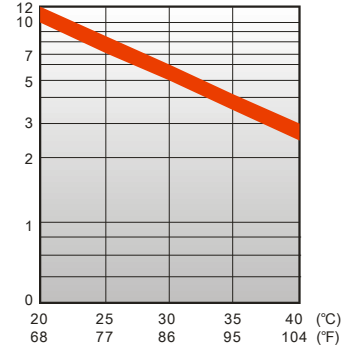
Effect of Temperature on Capacity 25°C(77°F)



Capacity Retention Characteristic



Trickle (or float) Service Life



### - PERFORMANCE DATA

#### Discharge Rates in Watts to Various End Voltages at 25°C(77°F)

End Voltage		1.80V	1.75V	1.70V	1.67V	1.60V
5	min	561	644	692	708	767
10	min	454	492	549	554	570
15	min	392	410	433	435	440
20	min	327	339	354	355	359
30	min	249	256	264	266	267
45	min	186	191	194	195	195
60	min	150	153	154	154	155
120	min	87.3	88.7	88.8	89.2	89.7
180	min	62.3	62.7	63.0	63.5	64.2
240	min	49.7	50.2	50.5	50.8	51.2
300	min	42.3	42.7	42.8	43.0	43.5
480	min	27.0	27.5	27.7	28.0	28.3
600	min	22.0	22.5	22.8	23.0	23.2
1200	min	12.3	12.5	12.6	12.7	12.8

#### - Discharge Rates in Amperes to Various End Voltages at 25°C(77°F)

End Voltage		1.80V	1.75V	1.70V	1.67V	1.60V
5	min	303	345	378	398	425
10	min	241	265	301	305	328
15	min	205	215	229	232	239
20	min	171	176	185	188	193
30	min	129	133	137	139	141
45	min	96.2	99.0	100	101	102
60	min	77.2	78.5	79.4	79.8	80.2
120	min	44.1	44.9	45.2	45.4	45.7
180	min	30.6	31.3	31.7	31.9	32.3
240	min	25.0	25.1	25.3	25.4	25.8
300	min	21.2	21.4	21.6	21.7	21.9
480	min	13.6	13.7	13.8	13.9	14.0
600	min	11.4	11.5	11.6	11.7	11.8
1200	min	6.15	6.19	6.20	6.25	6.32

All data on the spec. sheet is an average value:

The tolerance range :  $X < 6\text{min}$ (+15%~-15%),  $6\text{min} \leq X < 10\text{min}$ (+12%~-12%),  $10\text{min} \leq X < 60\text{min}$ (+8%~-8%),  $X \geq 60\text{min}$ (+5%~-5%)

080519-1F