

Trickle use

Specifications

Nominal Voltage(V)

12V

Nominal Capacity

| | | | | |
|--------------|-------|----|---------|---------|
| 20 hour rate | (2A | to | 10.50V) | 40Ah |
| 10 hour rate | (3.8A | to | 10.50V) | 38Ah |
| 5 hour rate | (6.8A | to | 10.20V) | 34Ah |
| 1C | (40A | to | 9.60V) | 25.33Ah |
| 3C | (120A | to | 9.60V) | 16Ah |

Weight

Approx. 13.4kg(29.5Lbs.)

Internal Resistance (at 1KHz)

Approx. 7.5 mΩ

Maximum Discharge Current for

5 seconds:480A

Charging Methods at 25°C(77°F)

| | |
|----------------------------|---------------|
| Maximum Charging Current : | 12A |
| Standby use: | |
| Float Charging Voltage | 13.5 to 13.8V |
| Coefficient -3.0mV/°C/cell | |

Operating Temperature Range

| | | | |
|-----------|------------|----|-------------|
| Charge | -15°C(5°F) | to | 40°C(104°F) |
| Discharge | -15°C(5°F) | to | 50°C(122°F) |
| Storage | -15°C(5°F) | to | 40°C(104°F) |

Charge Retention (shelf life) at 20°C(68°F)

| | |
|---------|-----|
| 1 month | 92% |
| 3 month | 90% |
| 6 month | 80% |

Case Material

ABS UL94 HB
Option: Flammability resistance of (UL94 V-0)

Design Life & Standard

Expected Trickle Design Life: 6-9 years at 20°C according to Eurobat.

Terminal

F8



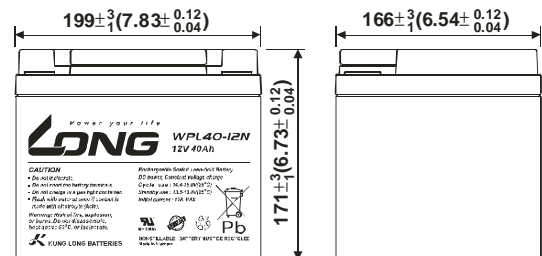
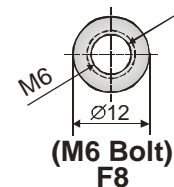
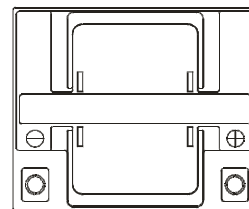
Dimensions

| | |
|---------------------|--------------------------|
| Length (L) | 199+3-1 (7.83+0.12-0.04) |
| Width (W) | 166+3-1 (6.54+0.12-0.04) |
| Height (H) | 171+3-1 (6.73+0.12-0.04) |
| Overall Height (HT) | 171+3-1 (6.73+0.12-0.04) |

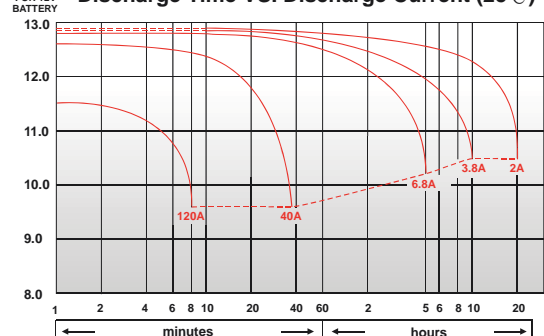
Description of torque value of hard ware for the terminals:

| | |
|--------------------------------|---------------------|
| Recommended torque value | M6:7 N-m (71kgf-cm) |
| Maximum allowable torque value | M6:9 N-m (92kgf-cm) |

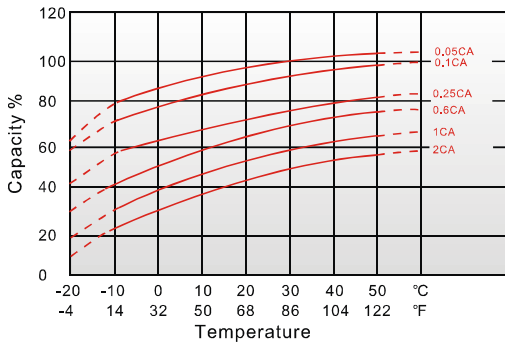
mm(inch)



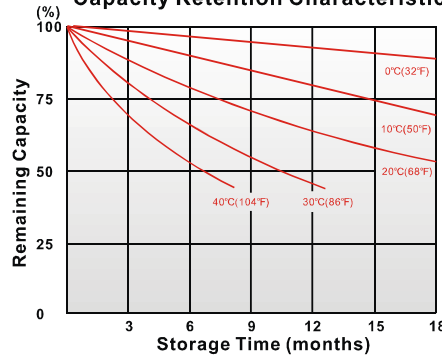
(V) Discharge Time VS. Discharge Current (25°C)



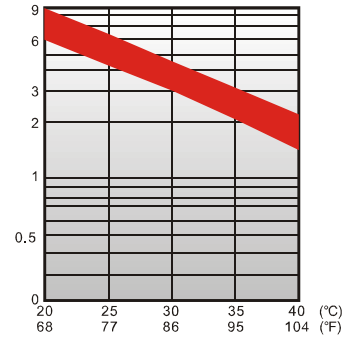
Effect of Temperature on Capacity 25°C(77°F)



Capacity Retention Characteristic



Trickle (or float) Service Life



- PERFORMANCE DATA

Discharge Rates in Watts to Various End Voltages at 25°C(77°F)

| End Voltage | | 1.85V | 1.80V | 1.75V | 1.70V | 1.67V | 1.65V | 1.60V |
|-------------|-----|-------|-------|-------|-------|-------|-------|-------|
| Time | | | | | | | | |
| 5 | min | 204 | 215 | 227 | 230 | 232 | 235 | 237 |
| 10 | min | 166 | 178 | 196 | 198 | 200 | 203 | 205 |
| 15 | min | 134 | 140 | 147 | 149 | 151 | 153 | 154 |
| 20 | min | 111 | 116 | 122 | 123 | 123 | 124 | 125 |
| 30 | min | 83.9 | 87.0 | 90.8 | 92.0 | 93.1 | 93.8 | 94.5 |
| 60 | min | 54.8 | 55.7 | 56.8 | 58.0 | 59.3 | 60.0 | 60.8 |
| 90 | min | 41.4 | 41.7 | 42.4 | 43.3 | 44.5 | 44.6 | 44.9 |
| 120 | min | 32.5 | 32.8 | 33.6 | 33.8 | 34.0 | 34.1 | 34.3 |
| 180 | min | 22.8 | 23.0 | 23.4 | 23.6 | 23.8 | 23.9 | 24.1 |
| 240 | min | 17.3 | 17.6 | 17.9 | 18.3 | 18.4 | 18.6 | 19.0 |
| 300 | min | 14.4 | 15.0 | 15.2 | 15.3 | 15.4 | 15.4 | 15.5 |
| 480 | min | 9.46 | 9.67 | 9.89 | 9.94 | 10.0 | 10.0 | 10.1 |
| 600 | min | 6.86 | 7.05 | 7.27 | 7.40 | 7.50 | 7.57 | 7.74 |
| 1200 | min | 3.51 | 3.70 | 3.89 | 4.01 | 4.11 | 4.19 | 4.30 |

- Discharge Rates in Amperes to Various End Voltages at 25°C(77°F)

| End Voltage | | 1.85V | 1.80V | 1.75V | 1.70V | 1.67V | 1.65V | 1.60V |
|-------------|-----|-------|-------|-------|-------|-------|-------|-------|
| Time | | | | | | | | |
| 5 | min | 113 | 121 | 126 | 127 | 129 | 130 | 133 |
| 10 | min | 95.0 | 101 | 104 | 106 | 107 | 107 | 108 |
| 15 | min | 69.0 | 73.5 | 79.1 | 80.0 | 81.0 | 82.0 | 82.9 |
| 20 | min | 57.8 | 59.7 | 62.1 | 62.4 | 62.9 | 63.4 | 63.9 |
| 30 | min | 42.9 | 44.7 | 46.6 | 47.0 | 47.4 | 47.9 | 48.5 |
| 60 | min | 29.7 | 30.2 | 30.9 | 31.3 | 31.8 | 32.2 | 32.8 |
| 90 | min | 20.7 | 21.0 | 21.4 | 21.6 | 21.8 | 22.0 | 22.3 |
| 120 | min | 16.8 | 16.9 | 17.0 | 17.1 | 17.2 | 17.3 | 17.4 |
| 180 | min | 11.3 | 11.4 | 11.6 | 11.7 | 11.8 | 11.9 | 12.1 |
| 240 | min | 8.75 | 8.84 | 9.03 | 9.13 | 9.22 | 9.32 | 9.37 |
| 300 | min | 7.28 | 7.39 | 7.50 | 7.54 | 7.56 | 7.58 | 7.64 |
| 480 | min | 4.74 | 4.79 | 4.88 | 4.90 | 4.91 | 4.92 | 4.95 |
| 600 | min | 3.91 | 3.96 | 4.01 | 4.03 | 4.04 | 4.05 | 4.08 |
| 1200 | min | 2.03 | 2.06 | 2.12 | 2.13 | 2.14 | 2.15 | 2.15 |

All data on the spec. sheet is an average value:

The tolerance range : $X < 6\text{min}$ (+15%~-15%), $6\text{min} \leq X < 10\text{min}$ (+12%~-12%), $10\text{min} \leq X < 60\text{min}$ (+8%~-8%), $X \geq 60\text{min}$ (+5%~-5%)

080519-1H